







Patient Head Measurement Guide

Hair Prep: The first step is accurately measuring your head is prepping any existing hair. Try to have any existing hair done in the same way you plan on wearing it under your unit. Units lay flattest when the hair is braided into smaller, fresh cornrows. If that isn't possible, slick any existing hair back into one or two ponytails and cover with a nylon [wig cap](http://wig.cap). **Please email completed form to submittals@aheadofbeauty.org** Place patient name in the Subject field.

					
> Circumference <	> Forehead to Nape of Neck <	> Ear to Ear Across Front Hairline <	> Ear to Ear Over the Top <	> Temple to Temple Around Back <	> Nape of Neck <
21.5 (Small)	13.5	11.0	12.0	14.5	5.0
22.5 (Medium)	14.5	11.5	12.5	15.0	5.5
23.5 (Large)	15.5	12.5	13.5	15.5	6.0

	MEASUREMENT	SMALL SIZE	MEDIUM SIZE	LARGE SIZE
1	Circumference	21.5 inches	23.3 inches	23.25 inches
2	Front to Nape	13.5 inches	14.5 inches	15.5 inches
3	Ear to Ear across Forehead	11 inches	12 inches	12 inches
4	Ear to Ear over top	12 inches	12.5 inches	13.5 inches
5	Temple to Temple around back	13.5 inches	15.5 inches	16.5 inches
6	Nape to Neck	5 inches	5.5 inches	6 inches

YOUR HEAD MEASUREMENTS DETAILS

Circumference: _____ inches Front to Nape: _____ inches

Ear to Ear across Forehead: _____ inches Ear to Ear over top: _____ inches

Temple to Temple around back: _____ inches Nape to Neck: _____ Inches

Your full name: _____ Date: _____

Your email: _____

Phone: _____